



Specifications

9" (22.9 cm)
Insert / Platform
Base Art



Especificaciones

9" (22.9 cm)
Insertos / Ilustraciones
Base De La Plataforma



ENGAGE[®]
IN-STORE

118 Rochester Drive
Louisville, KY 40214
502-238-1000
Fax: 502-368-9971

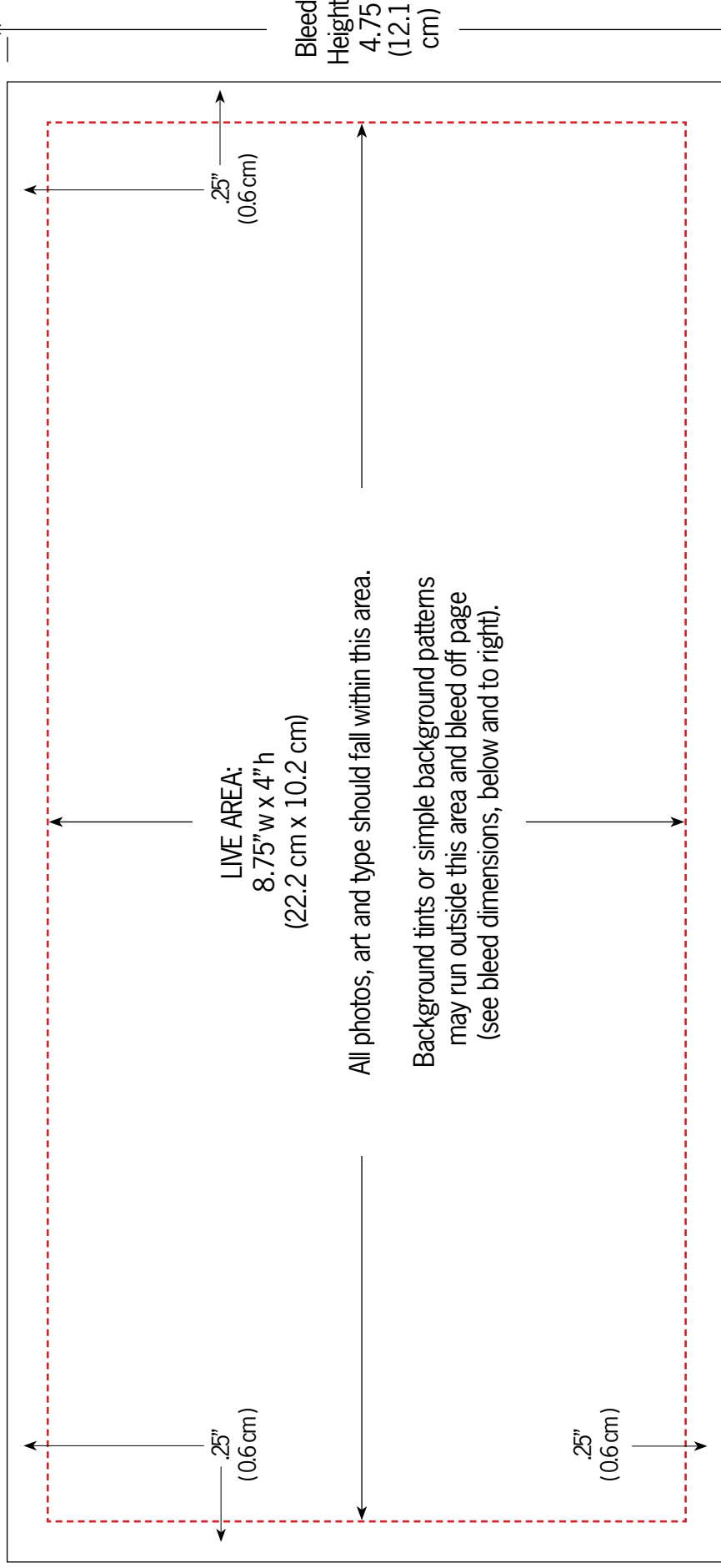
www.EngageInStore.com



PLATFORM BASE ART - ART SPECS

Bleed
(All sides):
.125"
(0.3 cm)

Trim Width: 9.25" (23.5 cm)



LIVE AREA:
8.75" w x 4" h
(22.2 cm x 10.2 cm)

All photos, art and type should fall within this area.
Background tints or simple background patterns may run outside this area and bleed off page (see bleed dimensions, below and to right).

Trim
Height:
4.5"
(11.4 cm)

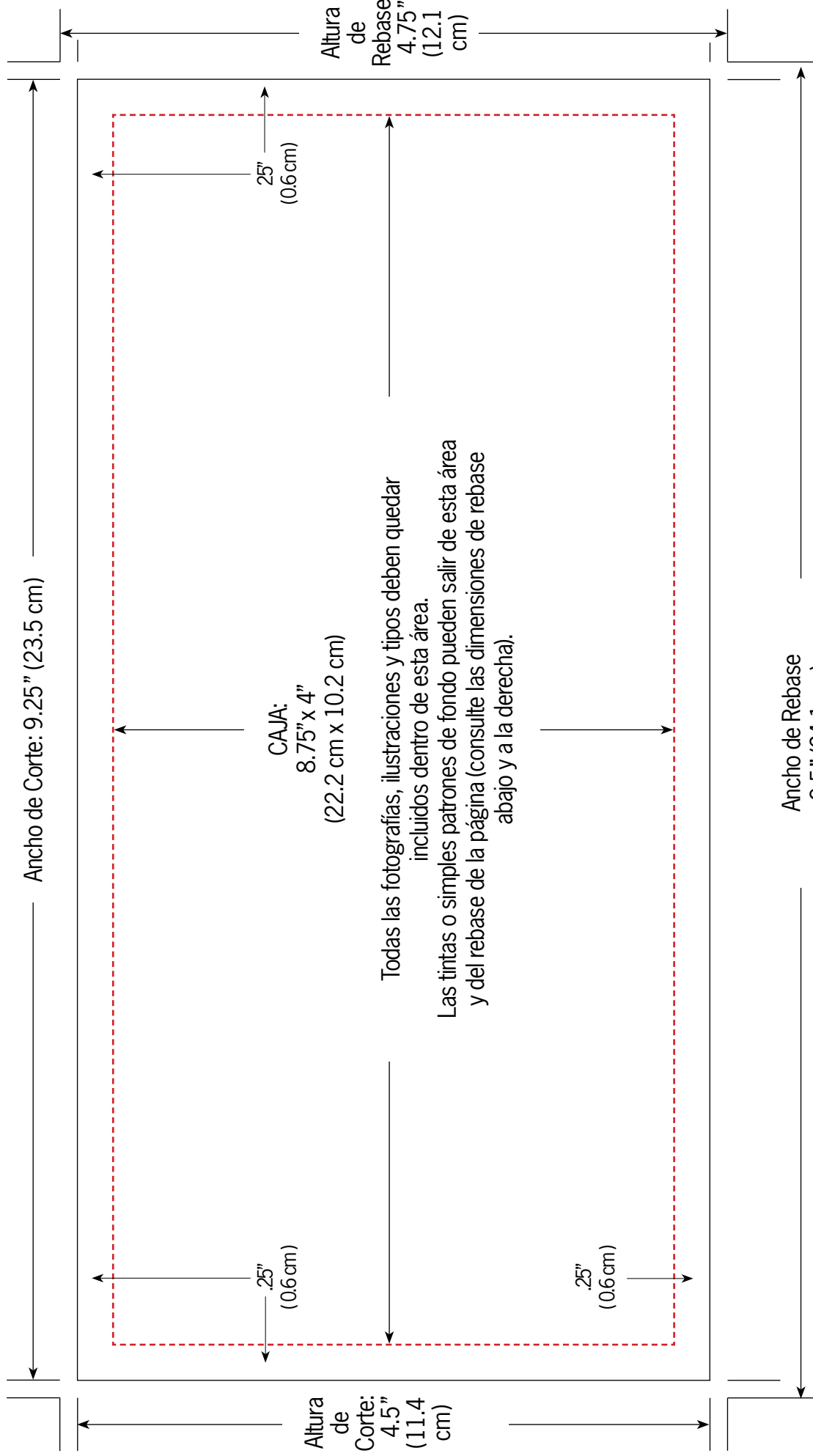
Bleed
Height:
4.75"
(12.1 cm)

Bleed Width: 9.5"
9.5" (24.1 cm)



ILUSTRACIONES BASE DE LA PLATAFORMA - ESPECIFICACIONES PARA LAS ILUSTRACIONES

Rebase
(Cado Lado):
.125"
(0.3 cm)

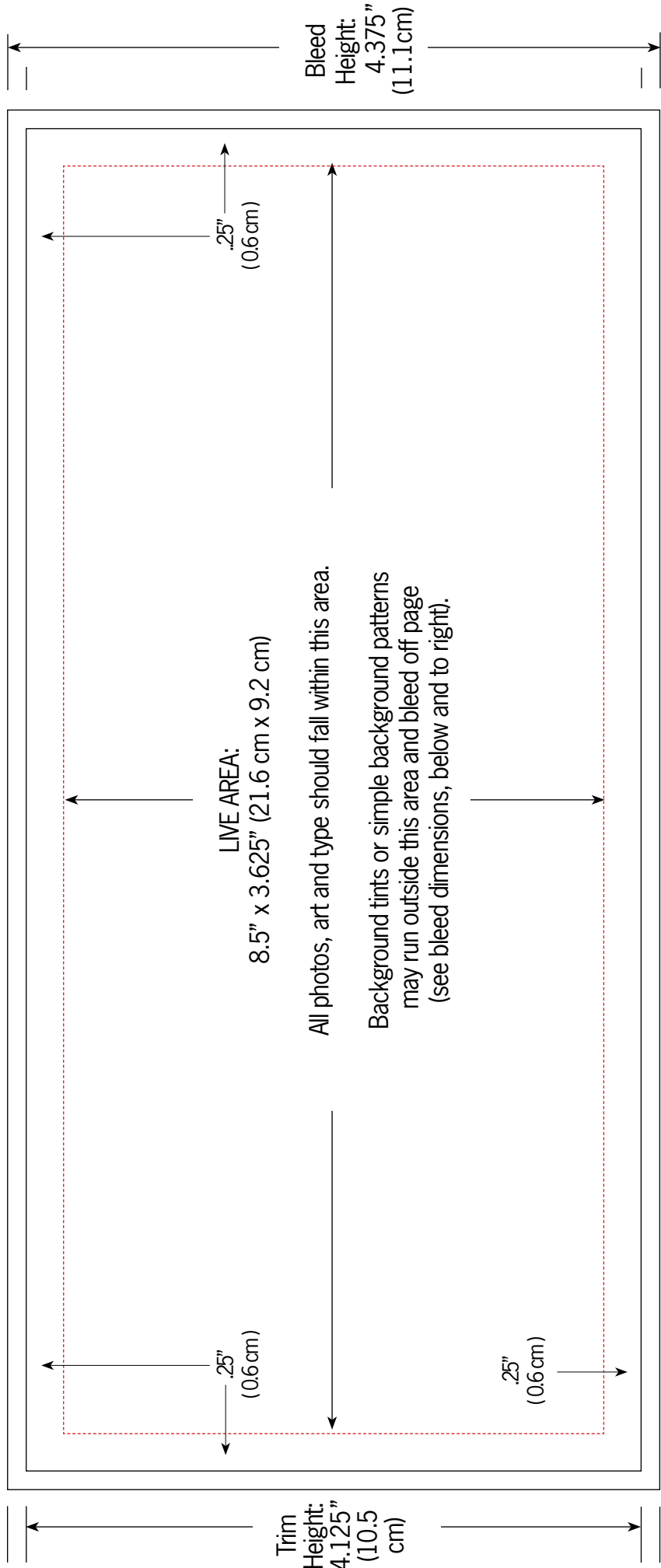


ENGAGE[®] IN-STORE

9" (22.9 cm) INSERT - ART SPECS

Bleed
(All sides):
.125"
(0.3 cm)

Trim Width: 9" (22.9 cm)



LIVE AREA:
8.5" x 3.625" (21.6 cm x 9.2 cm)

All photos, art and type should fall within this area.

Background tints or simple background patterns
may run outside this area and bleed off page
(see bleed dimensions, below and to right).

.25"
(0.6 cm)

.25"
(0.6 cm)

.25"
(0.6 cm)

Trim
Height:
4.125"
(10.5
cm)

Bleed
Height:
4.375"
(11.1cm)

Bleed Width:
9.25" (23.5 cm)



Rebase
(Cado Lado):
.125"
(0.3 cm)

**9" (22.9 cm) INSERTOS -
ESPECIFICACIONES PARA LAS ILUSTRACIONES**

